



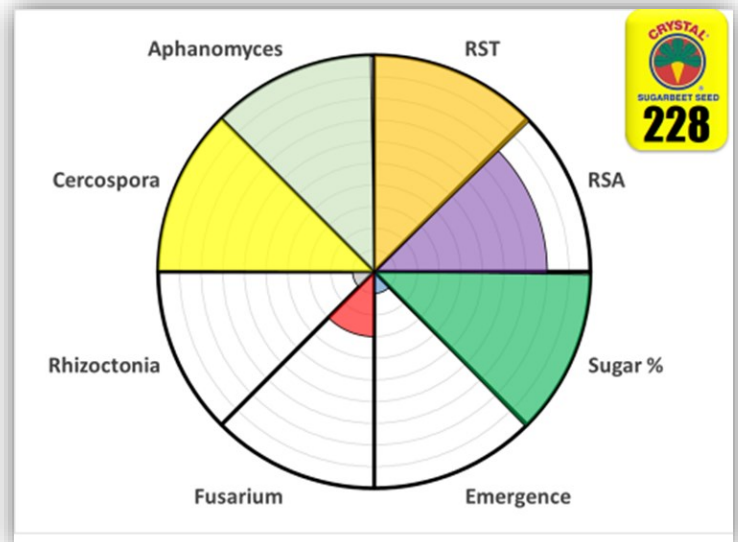
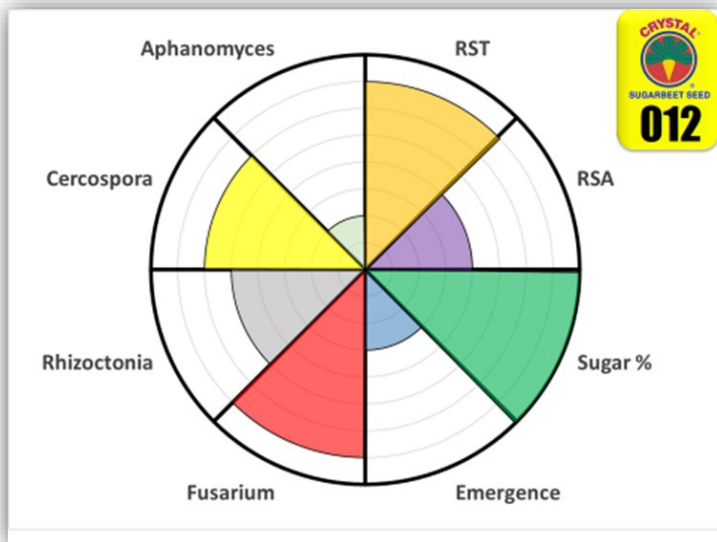
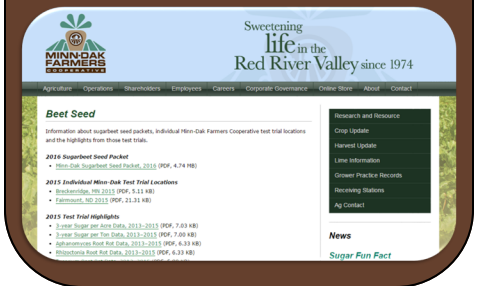
Variety Selection for 2016 ...

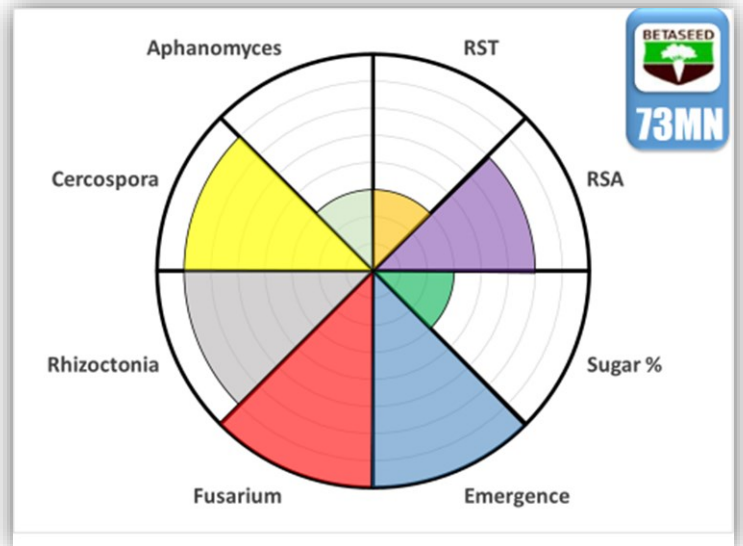
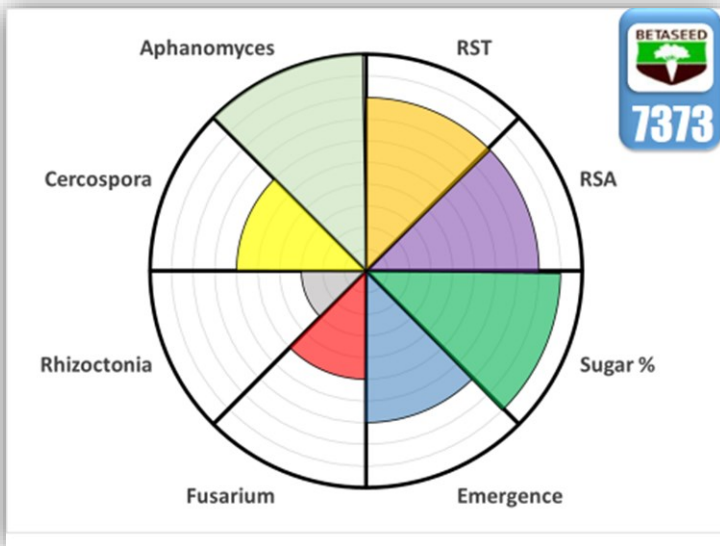
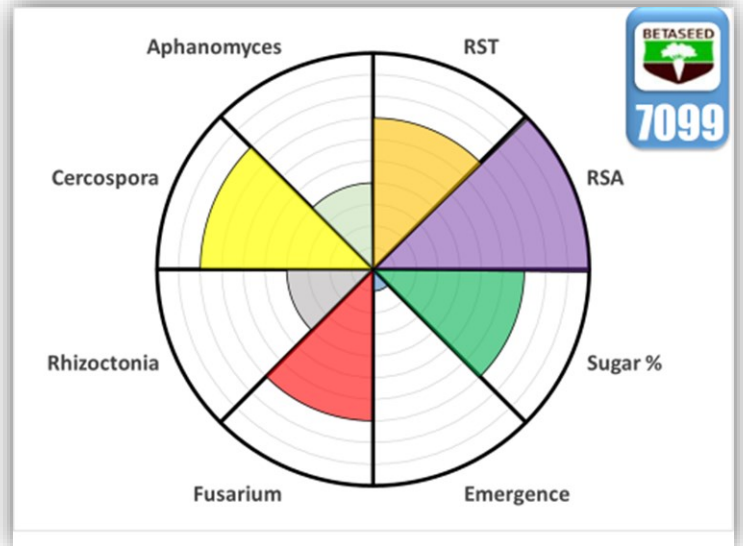
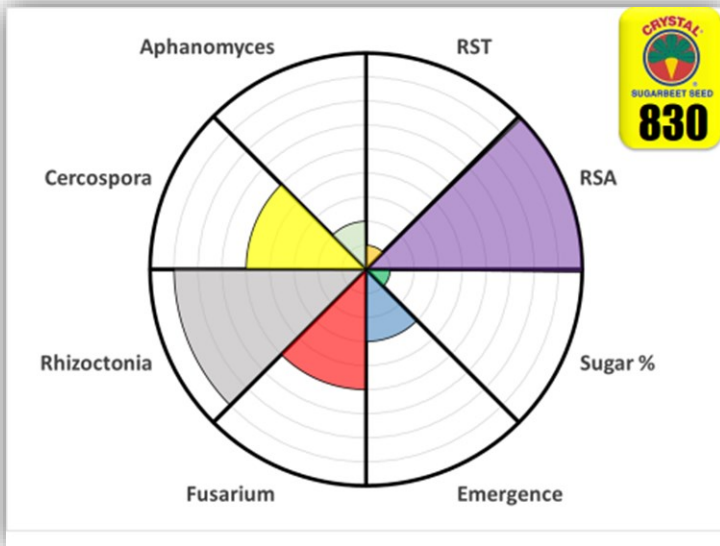
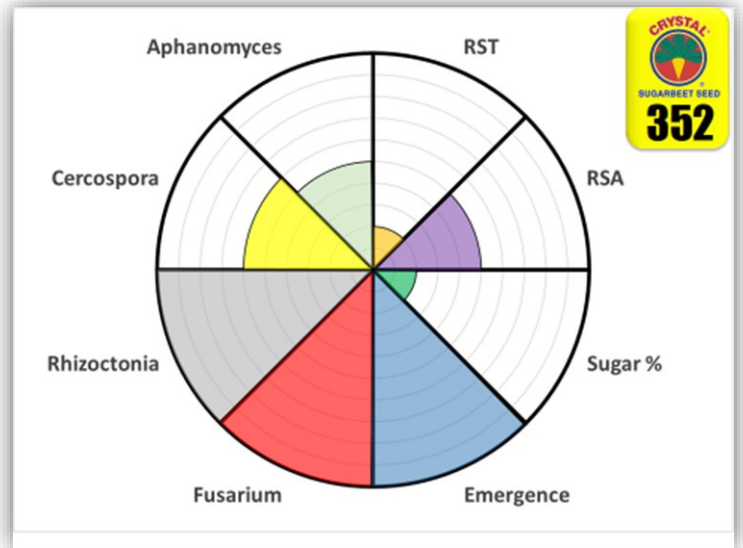
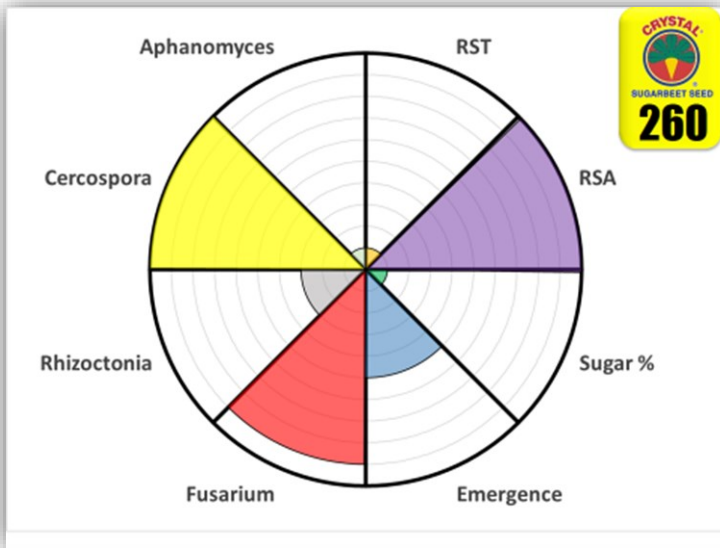
Each and every year, the Minn-Dak Seed Committee meets to select which varieties will be allowed to be planted this coming season. In doing so, they carefully evaluate and study the results of the most current Official Variety Trials (OVTs - which in 2015 were located in Breckenridge, MN and Fairmount, ND). The data generated from these trials is generally summarized into a complicated set of statistics spread over multiple pages – even for a single variety. While differences between varieties can be easily pulled out of these spreadsheets by the trained eye, it is hard for most to make comparisons across all of the different varieties. The following graphs were developed to help everyone “see” the data from the last three years of OVTs and characterize each of the varieties that are currently approved and available for sale in our 2016 seed portfolio.

These graphs are a modified version of a “spider graph” and represent the ratings of all of the major parameters of a single variety. The intent of this type of graphical representation is to help you make comparisons of the “strengths and weaknesses” of a variety without flipping through pages of spreadsheets and individual charts. These comparisons have been made across all of the varieties that are currently approved at Minn-Dak. To simply explain the graphs, the better the varietal performance in a particular category, the more color is shaded in that specific piece of the pie. With this in mind, a “perfect” variety would be the top performer in every category and have the entire circle filled to the edge with color...

Seed Info Online

The 2016 Seed Packet & Trial Summary can be found in the “Research & Resource” section of the Minn-Dak Agriculture website.





When making your varietal selections for 2016, keep in mind that each variety has something unique to offer and that your Agriculturist is a tremendous resource in comparing and contrasting the high and low points of each of the varieties. These individuals have watched all of the 2016 approved varieties “climb the ranks” through the OVTs and can compare/contrast each individual variety on both a plot and commercial scale. Their expertise can certainly help you make the correct varietal selection to maximize on-farm profit this coming season.

